

Quick Reference Card BeeTel /BeeTel voice

DeTeWe

Calling:

- external

Call number or Add additional number

- internal

Internal call number (1) ... (5) / (*) = Collective call

Dialling per

- Telephone book
- Caller List
- Redial Stack

repeatedly if necessary or Number under which the call number is stored

Consultation Toggle Transfer

During the call:

internal call number

- toggle with

- transfer with

Play back messages

#

Start

* One message back

One message forward

C () Delete message

0 OFF

1 Announc.1 + Record.

2 Announcement 2

1 16 minutes (Hi)

2 8 minutes (Lo)

0 1 0 - 9 6 0 s

1 ... 5

Set operating mode

1

Recording quality

2

Recording duration/Message

3

Master Handset

4

Delete all old messages

5

Remote control

6

1 PIN 1 on

PIN 0 off

Distance request

6 2

1 on

0 off

No. of rings before activation

7

0 ... 9 (0=immediately)

Delete all texts

8

PIN

Record

9

0 Memo *

1 Announcement text 1 *

2 Announcement text 2 *

* Stop recording

Monitor incoming calls at base station

#

0 0 1 on

0 off

Base station volume (monitoring)

#


0 1 1 ... 6 (volume)

Configuration Overview

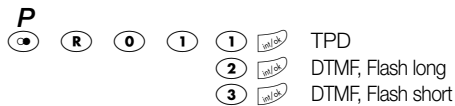
Keypad lock on / off
Adjust speaker volume



Enrol with PARK
Enrol without PARK
Key-click on/off
Select base station
Delete base station



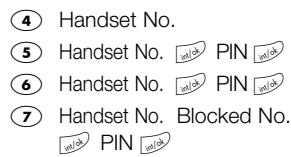
Dialling method



Change PIN



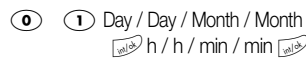
Assign internal call number
Delete internal call number
PIN-protected calling
Program blocked numbers



Preselection



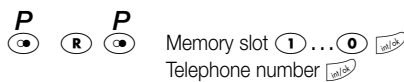
Set date / time (BeeTel voice only)



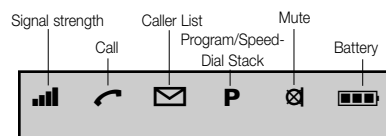
Reset



Store speed-dial number



Mat. No.: 72743
Status: 07/00
Subject to technical changes



75...100%
50...75%
25...50%
Less than 25%
(flashing) indicates battery
virtually dead; please insert your
handset into the base station/ charging
unit without delay